

## ARPP19 antibody

### Product Information

Catalog No.:	FNab00606
Size:	100µg
Form:	liquid
Purification:	Immunogen affinity purified
Purity:	≥95% as determined by SDS-PAGE
Host:	Rabbit
Clonality:	polyclonal
Clone ID:	None
IsoType:	IgG
Storage:	PBS with 0.02% sodium azide and 50% glycerol pH 7.3, -20°C for 12 months(Avoid repeated freeze / thaw cycles.)

### Background

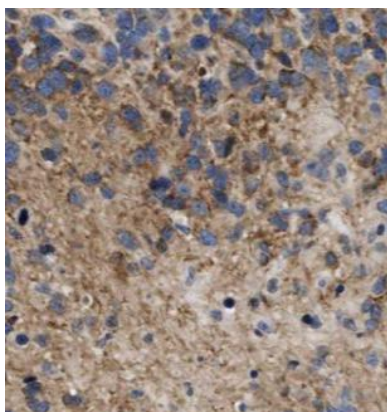
None

### Immunogen information

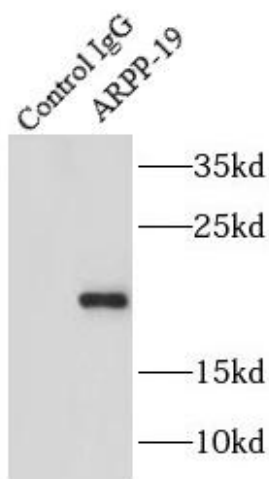
Immunogen:	cyclic AMP phosphoprotein, 19 kD
Synonyms:	cAMP-regulated phosphoprotein 19 (ARPP-19) ARPP19
Observed MW:	19 kDa
Uniprot ID :	P56211

### Application


Reactivity:	Human, Mouse, Rat
Tested Application:	ELISA, IHC, WB, IP, IF
Recommended dilution:	WB: 1:500-1:1000; IF: 1:10-1:100 ; IHC: 1:20-1:200
Image:	



Immunohistochemistry of paraffin-embedded human gliomas using FNab00606(ARPP-19 antibody) at dilution of 1:50



IP Result of anti-ARPP-19 (IP:FNab00606, 3ug; Detection:FNab00606 1:500) with mouse brain tissue lysate 5200ug.



Jurkat cells were subjected to SDS PAGE followed by western blot with FNab00606(ARPP-19 antibody) at dilution of 1:500