

## ARHGAP4 antibody

### Product Information

Catalog No.:	FNab00552
Size:	100µg
Form:	liquid
Purification:	Immunogen affinity purified
Purity:	≥95% as determined by SDS-PAGE
Host:	Rabbit
Clonality:	polyclonal
Clone ID:	None
IsoType:	IgG
Storage:	PBS with 0.02% sodium azide and 50% glycerol pH 7.3, -20°C for 12 months(Avoid repeated freeze / thaw cycles.)

### Background

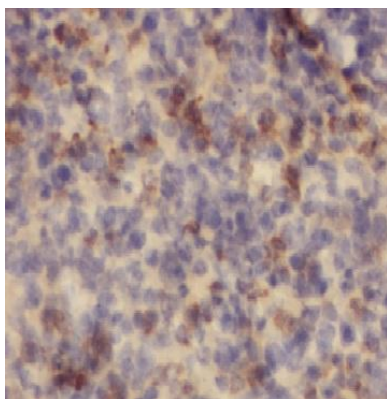
Inhibitory effect on stress fiber organization. May down-regulate Rho-like GTPase in hematopoietic cells.

### Immunogen information

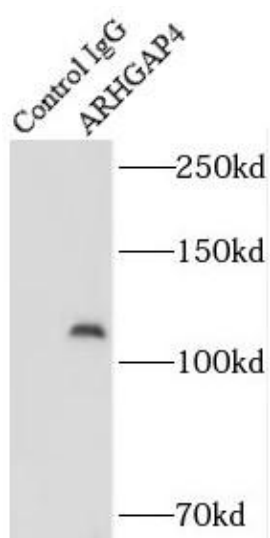
Immunogen:	Rho GTPase activating protein 4
Synonyms:	Rho GTPase-activating protein 4 Rho-GAP hematopoietic protein C1 Rho-type GTPase-activating protein 4 p115 ARHGAP4 KIAA0131 RGC1 RHOGAP4
Observed MW:	115 kDa
Uniprot ID :	P98171

### Application


Reactivity:	Human
Tested Application:	ELISA, IHC, WB, IF, IP
Recommended dilution:	WB: 1:500-1:2000; IP: 1:200-1:1000; IHC: 1:20-1:200; IF: 1:20-1:200
Image:	



Immunohistochemistry of paraffin-embedded human spleen using FNab00552(ARHGAP4 antibody) at dilution of 1:100



IP Result of anti-ARHGAP4 (IP:FNab00552, 4ug; Detection:FNab00552 1:500) with HL-60 cells lysate 1000ug.



HL-60 cells were subjected to SDS PAGE followed by western blot with FNab00552(ARHGAP4 antibody) at dilution of 1:1000