

ARF4 antibody

Product Information

Catalog No.:	FNab00532
Size:	100µg
Form:	liquid
Purification:	Immunogen affinity purified
Purity:	≥95% as determined by SDS-PAGE
Host:	Rabbit
Clonality:	polyclonal
Clone ID:	None
IsoType:	IgG
Storage:	PBS with 0.02% sodium azide and 50% glycerol pH 7.3, -20°C for 12 months(Avoid repeated freeze / thaw cycles.)

Background

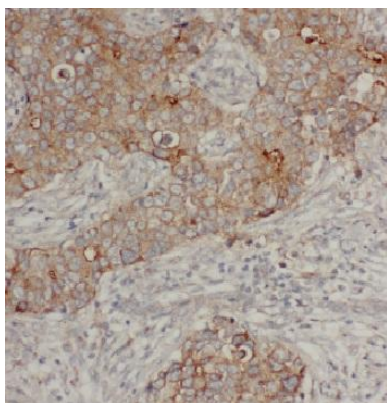
GTP-binding protein that functions as an allosteric activator of the cholera toxin catalytic subunit, an ADP-ribosyltransferase. Involved in protein trafficking; may modulate vesicle budding and uncoating within the Golgi apparatus.

Immunogen information

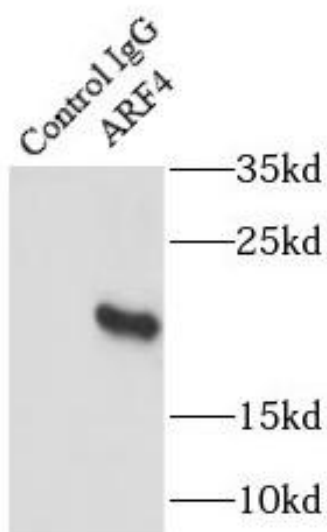
Immunogen:	ADP-ribosylation factor 4
Synonyms:	ADP-ribosylation factor 4 ARF4 ARF2
Observed MW:	21 kDa
Uniprot ID :	P18085

Application


Reactivity:	Human, Mouse, Rat
Tested Application:	ELISA, WB, IHC, IP, IF, FC
Recommended dilution:	WB: 1:500-1:2000; IP: 1:200-1:2000; IHC: 1:20-1:200; IF: 1:20-1:200
Image:	



Immunohistochemistry of paraffin-embedded human breast cancer tissue slide using FNab00532(ARF4 Antibody) at dilution of 1:200 heat mediated antigen retrieved with Tris-EDTA buffer(pH9).



IP Result of anti-ARF4 (IP:FNab00532, 3ug; Detection:FNab00532 1:600) with mouse brain tissue lysate 5200ug.



mouse brain tissue were subjected to SDS PAGE followed by western blot with FNab00532(ARF4 Antibody) at dilution of 1:800