

ARC antibody

Product Information

Catalog No.:	FNab00524
Size:	100µg
Form:	liquid
Purification:	Immunogen affinity purified
Purity:	≥95% as determined by SDS-PAGE
Host:	Rabbit
Clonality:	polyclonal
Clone ID:	None
IsoType:	IgG
Storage:	PBS with 0.02% sodium azide and 50% glycerol pH 7.3, -20°C for 12 months(Avoid repeated freeze / thaw cycles.)

Background

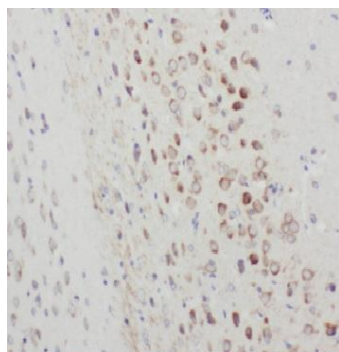
None

Immunogen information

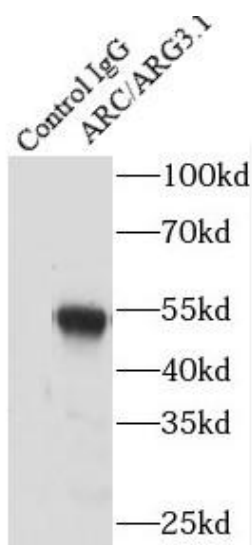
Immunogen:	activity-regulated cytoskeleton-associated protein
Synonyms:	Activity-regulated cytoskeleton-associated protein (hArc) Activity-regulated gene 3.1 protein homolog (ARC/ARG3.1, Arg3.1) ARC KIAA0278
Observed MW:	45-50 kDa
Uniprot ID :	Q7LC44

Application

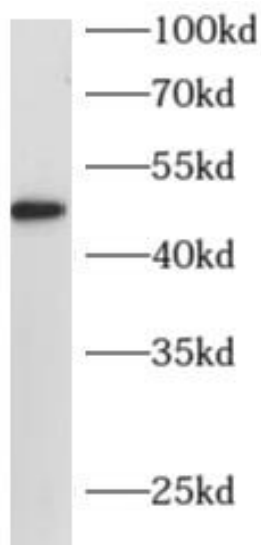
Reactivity:	Human, Mouse, Rat
Tested Application:	ELISA, WB, IHC, IP
Recommended dilution:	WB: 1:500-1:2000; IP: 1:200-1:1000; IHC: 1:20-1:200
Image:	



Immunohistochemistry of paraffin-embedded human brain using FNab00524(ARC antibody) at dilution of 1:100



IP Result of anti-ARC/ARG3.1 (IP:FNab00524, 4ug; Detection:FNab00524 1:300) with mouse brain tissue lysate 4000ug.



SH-SY5Y cells were subjected to SDS PAGE followed by western blot with FNab00524(ARC antibody) at dilution of 1:500