

APEX1 antibody

Product Information

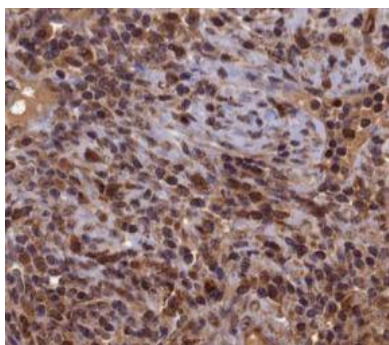
Catalog No.:	FNab00480
Size:	100µg
Form:	liquid
Purification:	Immunogen affinity purified
Purity:	≥95% as determined by SDS-PAGE
Host:	Rabbit
Clonality:	polyclonal
Clone ID:	None
IsoType:	IgG
Storage:	PBS with 0.02% sodium azide and 50% glycerol pH 7.3, -20°C for 12 months(Avoid repeated freeze / thaw cycles.)

Immunogen information

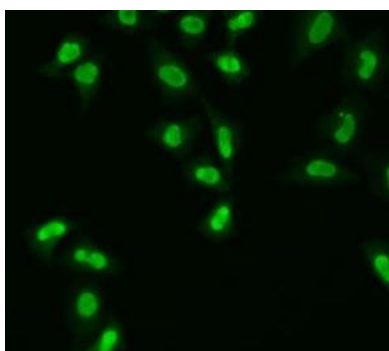
Immunogen:	APEX nuclease(multifunctional DNA repair enzyme) 1
Synonyms:	DNA-(apurinic or apyrimidinic site) endonuclease APEX nuclease (APEN) Apurinic-apyrimidinic endonuclease 1 (AP endonuclease 1, APE-1) REF-1 Redox factor-1 DNA-(apurinic or apyrimidinic site) endonuclease, mitochondrial APEX1 APE APE1 APEX APX HAP1 REF1
Observed MW:	36 kDa
Uniprot ID :	P27695

Application


Reactivity:	Human, Mouse
Tested Application:	ELISA, WB, IHC, IF
Recommended dilution:	WB: 1:500 - 1:2000; IHC: 1:50 - 1:100; IF: 1:50 - 1:100
Image:	



Immunohistochemistry of paraffin-embedded human cervical cancer using FNab00480(APEX1 antibody) at dilution of 1:50



Immunofluorescence analysis of A549 using FNab00480(APEX1 antibody) at dilution of 1:50



HepG2 cells were subjected to SDS PAGE followed by western blot with FNab00480(APEX1 antibody) at dilution of 1:500