

ANO10 antibody

Product Information

Catalog No.:	FNab00441
Size:	100µg
Form:	liquid
Purification:	Immunogen affinity purified
Purity:	≥95% as determined by SDS-PAGE
Host:	Rabbit
Clonality:	polyclonal
Clone ID:	None
IsoType:	IgG
Storage:	PBS with 0.02% sodium azide and 50% glycerol pH 7.3, -20°C for 12 months(Avoid repeated freeze / thaw cycles.)

Background

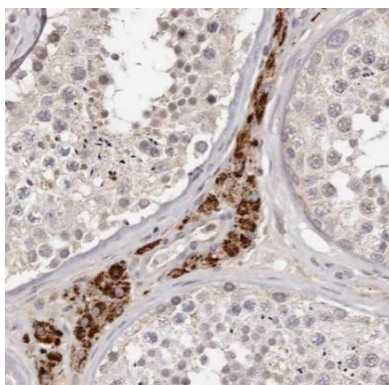
Does not exhibit calcium-activated chloride channel(CaCC) activity. Can inhibit the activity of ANO1.

Immunogen information

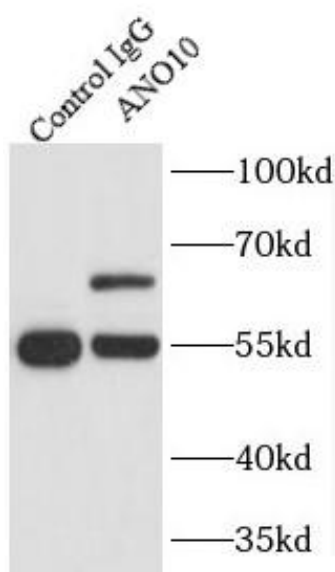
Immunogen:	anoctamin 10
Synonyms:	Anoctamin-10 Transmembrane protein 16K ANO10 TMEM16K
Observed MW:	76 kDa
Uniprot ID :	Q9NW15

Application


Reactivity:	Human, Mouse
Tested Application:	ELISA, WB, IP, IHC
Recommended dilution:	WB: 1:500-1:5000; IP: 1:200-1:2000; IHC: 1:50-1:500
Image:	



Immunohistochemistry of paraffin-embedded human testis tissue slide using FNab00441(ANO10 Antibody) at dilution of 1:200



IP Result of anti-ANO10 (IP:FNab00441, 3ug; Detection:FNab00441 1:500) with mouse brain tissue lysate 3600ug.



mouse brain tissue were subjected to SDS PAGE followed by western blot with FNab00441(ANO10 Antibody) at dilution of 1:1000