

ANKRD2 antibody

Product Information

Catalog No.:	FNab00410
Size:	100µg
Form:	liquid
Purification:	Immunogen affinity purified
Purity:	≥95% as determined by SDS-PAGE
Host:	Rabbit
Clonality:	polyclonal
Clone ID:	None
IsoType:	IgG
Storage:	PBS with 0.02% sodium azide and 50% glycerol pH 7.3, -20°C for 12 months(Avoid repeated freeze / thaw cycles.)

Background

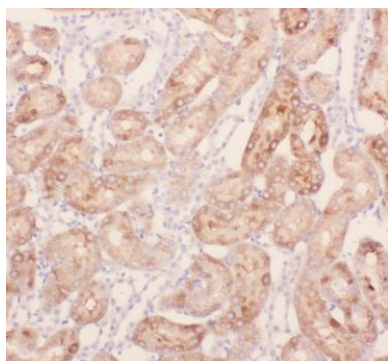
Functions as a negative regulator of myocyte differentiation. May interact with both sarcoplasmic structural proteins and nuclear proteins to regulate gene expression during muscle development and in response to muscle stress.

Immunogen information

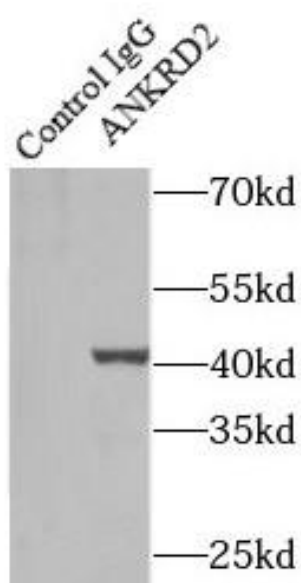
Immunogen:	ankyrin repeat domain 2(stretch responsive muscle)
Synonyms:	Ankyrin repeat domain-containing protein 2 Skeletal muscle ankyrin repeat protein (hArpp) ANKRD2 ARPP
Observed MW:	40 kDa
Uniprot ID :	Q9GZV1

Application

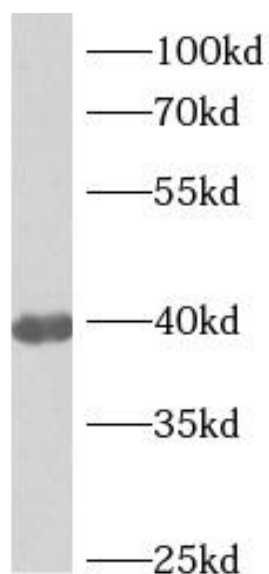
Reactivity:	Human, Mouse, Rat
Tested Application:	ELISA, WB, IHC, IP
Recommended dilution:	WB: 1:500-1:5000; IHC: 1:20-1:200; IP: 1:200-1:2000
Image:	



Immunohistochemistry of paraffin-embedded human kidney using FNab00410(ANKRD2 antibody) at dilution of 1:100



IP Result of anti-ANKRD2 (IP:FNab00410, 4ug; Detection:FNab00410 1:500) with mouse skeletal muscle tissue lysate 3600ug.



human heart tissue were subjected to SDS PAGE followed by western blot with FNab00410(ANKRD2 antibody) at dilution of 1:500