

## ALDH1B1 antibody

### Product Information

Catalog No.:	FNab00288
Size:	100µg
Form:	liquid
Purification:	Immunogen affinity purified
Purity:	≥95% as determined by SDS-PAGE
Host:	Rabbit
Clonality:	polyclonal
Clone ID:	None
IsoType:	IgG
Storage:	PBS with 0.02% sodium azide and 50% glycerol pH 7.3, -20°C for 12 months(Avoid repeated freeze / thaw cycles.)

### Background

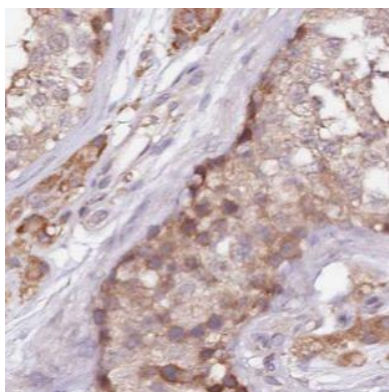
ALDHs play a major role in the detoxification of alcohol-derived acetaldehyde. They are involved in the metabolism of corticosteroids, biogenic amines, neurotransmitters, and lipid peroxidation.

### Immunogen information

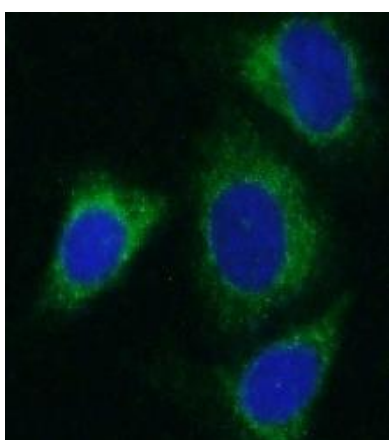
Immunogen:	aldehyde dehydrogenase 1 family, member B1
Synonyms:	Aldehyde dehydrogenase X, mitochondrial Aldehyde dehydrogenase 5 Aldehyde dehydrogenase family 1 member B1 ALDH1B1 ALDH5 ALDHX
Observed MW:	56 kDa
Uniprot ID :	P30837

### Application


Reactivity:	Human, Mouse, Rat
Tested Application:	ELISA, WB, IF, IHC
Recommended dilution:	WB: 1:500-1:2000; IHC: 1:20-1:200; IF: 1:20-1:200
Image:	



Immunohistochemistry of paraffin-embedded human testis slide using FNab00288(ALDH1B1 Antibody) at dilution of 1:50



Immunofluorescent analysis of HepG2 cells using FNab00288( ALDH1B1 Antibody) at dilution of 1:50 and Alexa Fluor 488-conjugated AffiniPure Goat Anti-Rabbit IgG(H+L)



HeLa cells were subjected to SDS PAGE followed by western blot with FNab00288(ALDH1B1 antibody) at dilution of 1:1000