

AGR2 antibody

Product Information

Catalog No.:	FNab00219
Size:	100µg
Form:	liquid
Purification:	Immunogen affinity purified
Purity:	≥95% as determined by SDS-PAGE
Host:	Rabbit
Clonality:	polyclonal
Clone ID:	None
IsoType:	IgG
Storage:	PBS with 0.02% sodium azide and 50% glycerol pH 7.3, -20°C for 12 months(Avoid repeated freeze / thaw cycles.)

Background

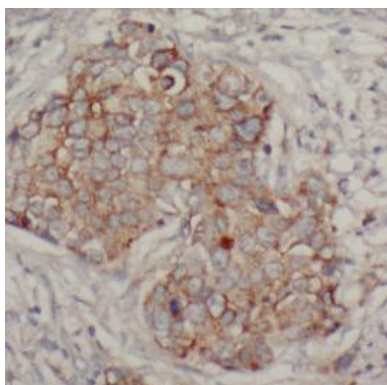
Required for MUC2 post-transcriptional synthesis and secretion. May play a role in the production of mucus by intestinal cells(By similarity). Proto-oncogene that may play a role in cell migration, cell differentiation and cell growth.

Immunogen information

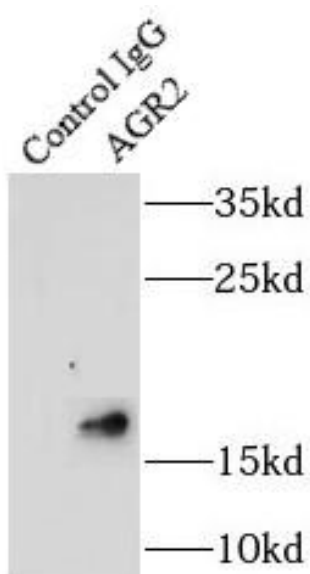
Immunogen:	anterior gradient homolog 2
Synonyms:	Anterior gradient protein 2 homolog (AG-2, hAG-2) HPC8 Secreted cement gland protein XAG-2 homolog AGR2 AG2
Observed MW:	17-20 kDa
Uniprot ID :	O95994

Application

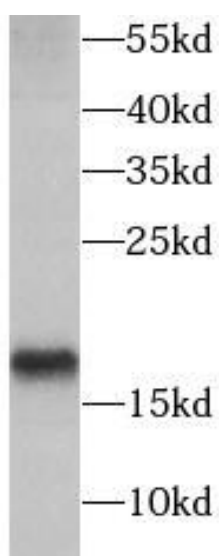
Reactivity:	Human, Mouse, Rat
Tested Application:	ELISA, WB, IHC, IP, FC
Recommended dilution:	WB: 1:1000-1:5000; IHC: 1:20-1:500; IP: 1:500-1:2000
Image:	



Immunohistochemistry of paraffin-embedded human breast cancer using FNab00219(AGR2 antibody) at dilution of 1:100



IP Result of anti-AGR2 (IP:FNab00219, 4ug; Detection:FNab00219 1:1000) with SW 1990 cells lysate 2400ug.



mouse stomach tissue were subjected to SDS PAGE followed by western blot with FNab00219(AGR2 antibody) at dilution of 1:1000