

## AFP antibody

### Product Information

Catalog No.:	FNab00203
Size:	100µg
Form:	liquid
Purification:	Immunogen affinity purified
Purity:	≥95% as determined by SDS-PAGE
Host:	Rabbit
Clonality:	polyclonal
Clone ID:	None
IsoType:	IgG
Storage:	PBS with 0.02% sodium azide and 50% glycerol pH 7.3, -20°C for 12 months(Avoid repeated freeze / thaw cycles.)

### Background

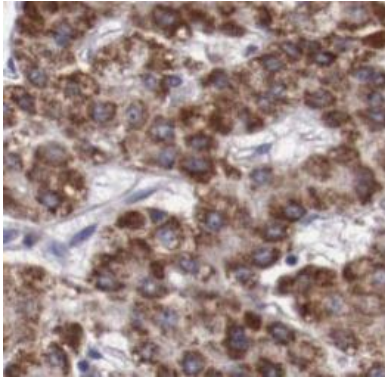
Binds copper, nickel, and fatty acids as well as, and bilirubin less well than, serum albumin. Only a small percentage(less than 2%) of the human AFP shows estrogen-binding properties.

### Immunogen information

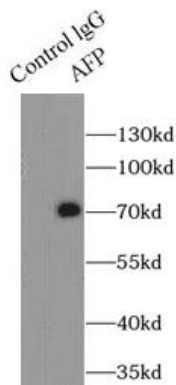
Immunogen:	alpha-fetoprotein
Synonyms:	Alpha-fetoprotein Alpha-1-fetoprotein Alpha-fetoglobulin AFP HPAFP
Observed MW:	69 kDa
Uniprot ID :	P02771

### Application


Reactivity:	Human, Mouse, Rat
Tested Application:	ELISA, WB, IHC, IP
Recommended dilution:	WB: 1:1000-1:4000; IP: 1:500-1:2000; IHC: 1:20-1:200
Image:	



Immunohistochemistry of paraffin-embedded human liver cancer using FNab00203(AFP antibody) at dilution of 1:50



IP Result of anti-AFP (IP: FNab00203, 4ug; Detection: FNab00203 1:1000) with HepG2 cells lysate 6000ug.



human brain tissue were subjected to SDS PAGE followed by western blot with FNab00203(AFP antibody) at dilution of 1:2000