

## ADRM1 antibody

### Product Information

Catalog No.:	FNab00182
Size:	100µg
Form:	liquid
Purification:	Immunogen affinity purified
Purity:	≥95% as determined by SDS-PAGE
Host:	Rabbit
Clonality:	polyclonal
Clone ID:	None
IsoType:	IgG
Storage:	PBS with 0.02% sodium azide and 50% glycerol pH 7.3, -20°C for 12 months(Avoid repeated freeze / thaw cycles.)

### Background

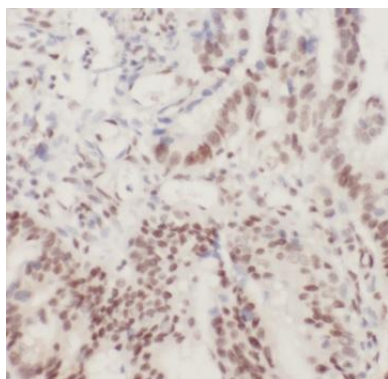
Functions as a proteasomal ubiquitin receptor. Recruits the deubiquitinating enzyme UCHL5 at the 26S proteasome and promotes its activity.

### Immunogen information

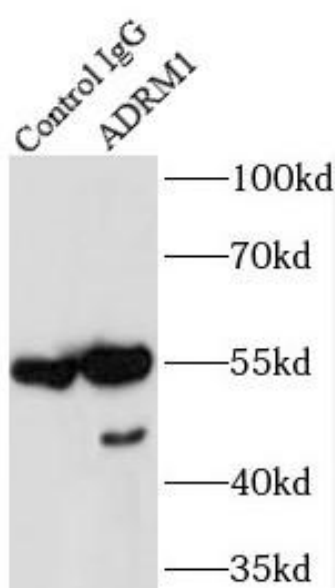
Immunogen:	adhesion regulating molecule 1
Synonyms:	Proteasomal ubiquitin receptor ADRM1 110 kDa cell membrane glycoprotein (Gp110) Adhesion-regulating molecule 1 (ARM-1) Proteasome regulatory particle non-ATPase 13 (hRpn13) Rpn13 homolog ADRM1 GP110
Observed MW:	42 kDa
Uniprot ID :	Q16186

### Application

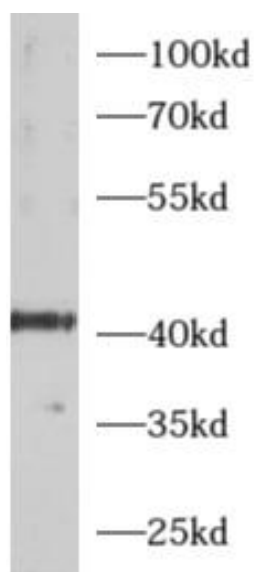
Reactivity:	Human, Mouse, Rat
Tested Application:	ELISA, IHC, IF, IP, FC, WB
Recommended dilution:	WB: 1:500-1:5000; IHC: 1:20-1:200; IF: 1:20-1:200; IP: 1:200-1:2000
Image:	



Immunohistochemistry of paraffin-embedded human colon cancer using FNab00182(ADRM1 antibody) at dilution of 1:100



IP Result of anti-ADRM1 (IP:FNab00182, 3ug; Detection:FNab00182 1:500) with mouse testis tissue lysate 8000ug.



HEK-293 cells were subjected to SDS PAGE followed by western blot with FNab00182(ADRM1 antibody) at dilution of 1:1000