

ADAMTSL4 antibody

Product Information

Catalog No.:	FNab00147
Size:	100µg
Form:	liquid
Purification:	Immunogen affinity purified
Purity:	≥95% as determined by SDS-PAGE
Host:	Rabbit
Clonality:	polyclonal
Clone ID:	None
IsoType:	IgG
Storage:	PBS with 0.02% sodium azide and 50% glycerol pH 7.3, -20°C for 12 months(Avoid repeated freeze / thaw cycles.)

Background

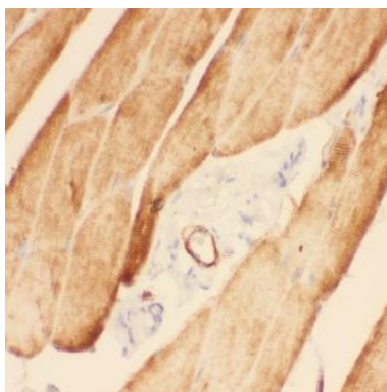
Positive regulation of apoptosis. May facilitate FBN1 microfibril biogenesis.

Immunogen information

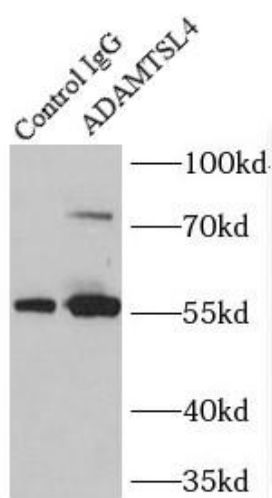
Immunogen:	ADAMTS-like 4
Synonyms:	ADAMTS-like protein 4 (ADAMTSL-4) Thrombospondin repeat-containing protein 1 ADAMTSL4 TSRC1
Observed MW:	65-70 kDa
Uniprot ID :	Q6UY14

Application

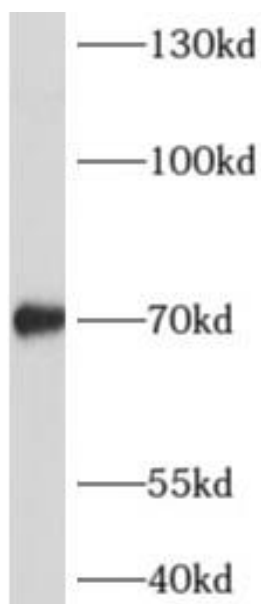
Reactivity:	Human, Mouse, Rat
Tested Application:	ELISA, WB, IHC, IP
Recommended dilution:	WB: 1:500-1:5000; IHC: 1:50-1:200; IP: 1:200-1:2000
Image:	



Immunohistochemistry of paraffin-embedded human skeletal muscle tissue slide using FNab00147(ADAMTSL4 Antibody) at dilution of 1:50



IP Result of anti-ADAMTSL4 (IP:FNab00147, 4ug; Detection:FNab00147 1:500) with mouse brain tissue lysate 3440ug.



mouse brain tissue were subjected to SDS PAGE followed by western blot with FNab00147(ADAMTSL4 antibody) at dilution of 1:500