

ACP5 antibody

Product Information

Catalog No.:	FNab00100
Size:	100µg
Form:	liquid
Purification:	Immunogen affinity purified
Purity:	≥95% as determined by SDS-PAGE
Host:	Rabbit
Clonality:	polyclonal
Clone ID:	None
IsoType:	IgG
Storage:	PBS with 0.02% sodium azide and 50% glycerol pH 7.3, -20°C for 12 months(Avoid repeated freeze / thaw cycles.)

Background

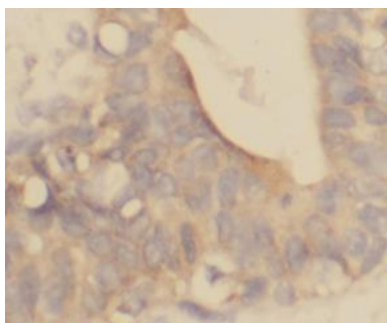
Involved in osteopontin/bone sialoprotein dephosphorylation. Its expression seems to increase in certain pathological states such as Gaucher and Hodgkin diseases, the hairy cell, the B-cell, and the T-cell leukemias.

Immunogen information

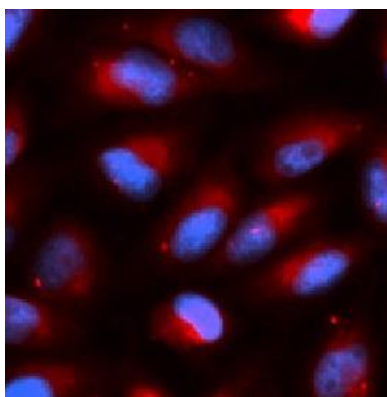
Immunogen:	acid phosphatase 5, tartrate resistant
Synonyms:	Tartrate-resistant acid phosphatase type 5 (TR-AP) Tartrate-resistant acid ATPase (TrATPase) Type 5 acid phosphatase ACP5
Observed MW:	37 kDa
Uniprot ID :	P13686

Application

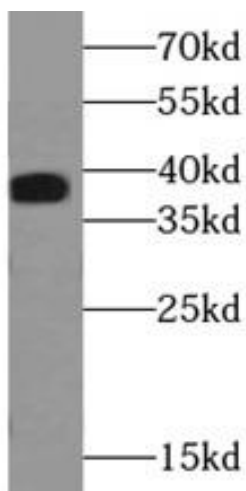
Reactivity:	Human, Mouse, Rat
Tested Application:	ELISA, IHC, WB, IF
Recommended dilution:	WB: 1:500-1:1000; IHC: 1:10-1:100; IF: 1:50-1:200
Image:	



Immunohistochemistry of paraffin-embedded human breast cancer using FNab00100(ACP5 antibody) at dilution of 1:25



Immunofluorescence analysis of U2OS cells using FNab00100(ACP5 antibody) at dilution of 1:100. Blue: DAPI for nuclear staining.



Transfected HEK-293 cells were subjected to SDS PAGE followed by western blot with FNab00100(ACP5 Antibody) at dilution of 1:500