

## HRP-Goat Anti-Mouse IgG (H+L)

### Product Information

Catalog No.: FNSA-0003

Size: 100µl/500µl

Form: liquid

Purification: The antibody was purified from antisera by immunoaffinity chromatography using antigens coupled to agarose beads.

Conjugation: HRP purified from horseradish root

Storage: 0.01M Sodium phosphate, 0.25M NaCl, 50% glycerol, pH7.6.  
-20°C for 24 months.

### Application

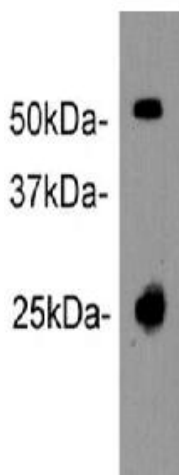
Tested Application: ELISA, WB, IHC

Suggested dilution: 1:1000-1:10000 for western blotting with ECL substrates

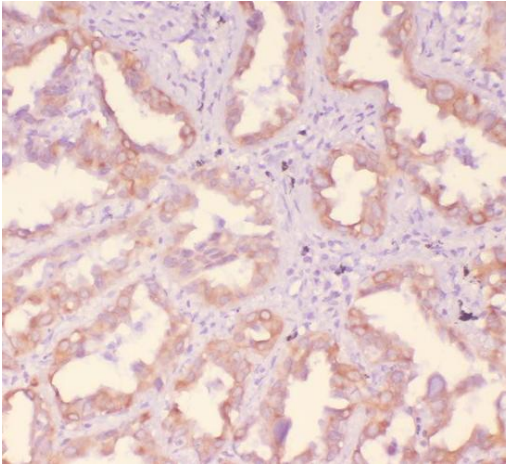
1:1000-1:20000 for ELISA and Western blotting with chromogenic substrates

1:20-1:50 for IHC

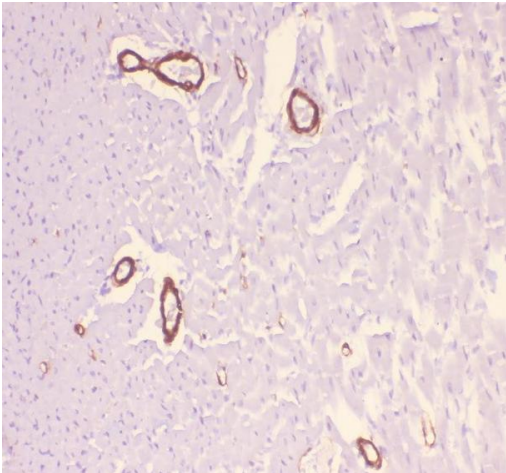
### Image



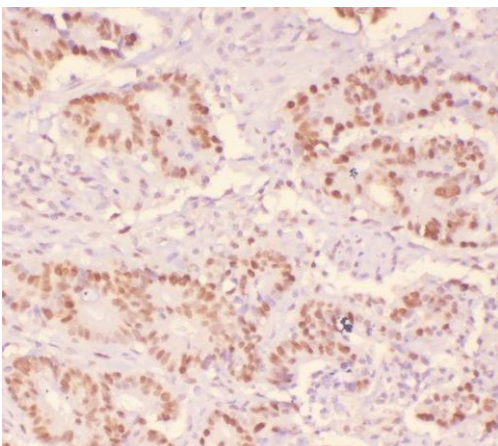
Mouse IgG were subjected to SDS PAGE followed by western blot with FNSA-0003 at dilution of 1:1000



Immunohistochemistry of paraffin-embedded mouse lung cancer using PCK antibody and FNSA-0003(at dilution of 1:20)



Immunohistochemistry of paraffin-embedded Rat Myocardium using  $\alpha$ -SMA antibody and FNSA-0003(at dilution of 1:20)



Immunohistochemistry of paraffin-embedded mouse breast cancer using PCNA antibody and FNSA-0003(at dilution of 1:30)

**Note: This product is for research use only, not for diagnostic or therapeutic use.**